

































Composition Rhythm Cut-outs and Meter Templates

















By Mr. Godbold



Single Eighth Notes and Single Eighth Rests (1/2 Beat)

Quarter Notes (1 Beat)

Quarter Rests (1 Beat)



Double Eighth Notes (1 Beat)

A 4x4 grid of musical notation for double eighth notes. Each cell in the grid contains a pair of eighth notes beamed together, representing one beat. The notes are black with stems pointing upwards. The grid is defined by dashed lines, with T-shaped markers at the top and bottom of each column and L-shaped markers at the left and right of each row.

Half Notes (2 Beat)



Half Rests (2 Beats)



Whole Notes (4 Beats)



Whole Rests (4 Beats)











Dotted Half Notes (3 Beats)



Do not use

Dotted Quarter Notes (1 and 1/2 Beats)

		<p>Do not use</p>
		
		
		

4/4 Rhythm Template

Name _____ Class _____

Title of Your Composition _____

1	and	2	and	3	and	4	and
1	and	2	and	3	and	4	and
1	and	2	and	3	and	4	and
1	and	2	and	3	and	4	and
1	and	2	and	3	and	4	and

3/4 Composition Template

Name _____ Class _____

Title of Your Composition _____

1	and	2	and	3	and
1	and	2	and	3	and
1	and	2	and	3	and
1	and	2	and	3	and
1	and	2	and	3	and

6/8 Composition Template

Name _____ Class _____

Title of Your Composition _____

1	and	a	2	and	a
1	and	a	2	and	a
1	and	a	2	and	a
1	and	a	2	and	a
1	and	a	2	and	a

